

WÖHLER

**INNOVATIVE TECHNOLOGY
THAT WILL GROW
YOUR BUSINESS!**



Wöhler VIS 700 HD-Video Inspection System

Work faster with pan & tilt camera head, focus and images in HD quality



Wöhler VIS 700 HD-Video Inspection System

The new fully digital Wöhler camera generation

The camera system is at the forefront of technology, providing you with high-definition images that are incredibly sharp and detailed. All of its functions are user-friendly, allowing you to work with precision and efficiency, impressing your clients with your professionalism.

With the focus function, you have the ability to adjust the focus area selectively. If there is a suspicious area in the image, simply move the focus to that position with precision. A simple tap on the joystick will display that spot clearly. This allows you, as a professional, to plan your work based on visible facts. The angle display helps you navigate safely within the pipe by indicating the angle at which the camera head is aligned with the base of the pipe. If needed, you can use the home function to realign the camera head.

The high-definition images are displayed on a brilliant, high-resolution monitor. Additionally, your colleague can view the images and videos on their tablet or smartphone through WiFi transmission from the Wöhler VIS 700.

Focus on analysing the damage rather than operating the camera. The joystick allows for easy control of the rotating and swivelling optics. Accessing settings and extras is intuitive with a tap on the touchscreen monitor.

Let's face it, during inspections, you can't be squeamish. However, with the robust and leak-proof double-shell case, you don't have to worry about protecting the technology. At the end of the day, simply open the service flap and rinse the case shell and camera rod for a hygienic tool with minimal effort.



HD touchscreen



Voice recording



Video recording



Photo recording



Home function



Easy cleaning



Locator transmitter



WiFi



Lithium-ion battery



USB stick



Quick cleaning for long-lasting hygiene: The robust case and the reel with the glass fibre rod can simply be rinsed off.



You can add your own or predefined commentary to each image. Voice comments on video recordings are also possible.

Advantages

- ▶ HD image quality thanks to high-resolution digital image sensor
- ▶ Motor focus adjustable via the joystick
- ▶ Waterproof pan and tilt HD colour camera head with Ø 40 mm
- ▶ Water pressure-proof HD miniature colour camera head with Ø 26 mm
- ▶ Intuitive operation via 7" HD touchscreen and joystick
- ▶ Locator transmitter in both camera heads enables radio localisation
- ▶ Position and angle display for orientation in the pipe
- ▶ Comment function: Damage descriptions can be added to images and voice comments on videos
- ▶ Live image transmission via WiFi

>> Technical Data

Monitor

TFT-Display:	7" / 16:9 format
Resolution:	1,280 x 800 px
Battery operating time:	4 h

Wöhler Pan & Tilt HD-Camera Head Ø 40 mm

Resolution:	1,280 x 720 px
Image capturing angle diagonal:	70°
Light source:	White LEDs (12 pieces)
Degree of protection:	Waterproof to IP 67
Dimensions:	Ø 40 x 60 mm
Transmission frequency Locator:	9.2 kHz

Wöhler HD-Miniature Camera Head Ø 26 mm

Resolution:	1,280 x 720 px
Image capturing angle diagonal:	150°
Light source:	White LEDs (12 pieces)
Degree of protection:	Water pressure-proof to IP 68
Dimensions:	Ø 26 x 38 mm
Transmission frequency Locator:	8.9 kHz / 9.2 kHz

Camera rod

Length:	30 m digital metre counter
---------	----------------------------

Case

Dimensions:	18 x 44 x 50 cm
Weight	10 kg

✂ Applications

Damage analysis, non-destructive inspection and documentation of:

- ▶ 87° bends
- ▶ Waste water pipes from Ø 40 mm
- ▶ House connections up to Ø 200 mm
- ▶ Exhaust systems from Ø 56 mm
- ▶ Air pipes and ducts
- ▶ Intermediate ceilings, cavities, shafts
- ▶ Industrial machines / plants

⚙ Functionality

- ▶ HD touchscreen – the swivelling, rotating and removable monitor delivers razor sharp images from every angle
- ▶ Adjustable sharpness range (focus function)
- ▶ 360° rotatable and 180° swivelling optics – even the smallest defects are not concealed
- ▶ Integrated transmitter in the camera head for localisation with the Wöhler L 200 Locator
- ▶ Electronic position and angle indication of the camera head in the display
- ▶ Home function for aligning the camera head in a straight position – display parallel to the ground
- ▶ Bright and arc-going HD pan/tilt camera head with Ø 40 mm and 60 mm length
- ▶ Bright and arc-going HD miniature camera head with Ø 26 mm and 34 mm length
- ▶ Electronic metre counter with display on the monitor
- ▶ Mains-independent operation due to lithium-ion battery with up to 4 hours service life
- ▶ Complete mobile equipment in a robust double-shell case
- ▶ Damage descriptions and voice comments as image / video supplements
- ▶ Quick and effective cleaning of the entire case thanks to the removable camera reel

☁ Data management

- ▶ Documentation on site for you and your customers: Direct storage of photos and videos including damage descriptions on the integrated memory or on a USB stick
- ▶ WiFi interface for live image transmission

📍 Localisation with Wöhler L 200 Locator (optional)

- ▶ Integrated transmitter in the camera head enables exact localisation of the camera head
- ▶ Pinpoint damage repair on pipelines
- ▶ Telescopic holder of the locator facilitates localisation on the floor or in the ceiling area
- ▶ Chalk holder with lithographic chalk to mark the damaged area immediately
- ▶ Long-lasting Lithium-ion battery

Applications



The waterproof camera head enables the inspection of waste water channels, among other things. The integrated anti-glare protection ensures the best view of the monitor even in strong sunlight.



With the Wöhler L 200 Locator, the camera head can be located with pinpoint accuracy.

Wöhler Video Inspection App

1 camera – 2 displays

The Wöhler Video Inspection App allows you to utilise your smartphone or tablet as a secondary screen. Through WiFi, the camera sends all image and video data to the device. This enables your colleagues or customers to view the entire inspection remotely, regardless of their location in relation to the pipe being inspected.

- ▶ Display of live images in the app
- ▶ Camera image settings, e.g. brightness, can also be made via the app
- ▶ Easy sending of image and video files to your address, the customer, the insurance company, etc.
- ▶ Automatically generated inspection report for documentation and proof of possible damage



Overview of features

Video inspection for clear, precise images

Digital recording and playback of high-resolution video/ photos for crisp, clear images.

Description of damage & voice comments

In the photos, a comment function allows you to insert a description of the damage. It is also possible to add voice comments to videos.

Customised focus setting

The motorised focus can be adjusted as required using the touch screen or joystick.

Position, angle and digital metre display

The camera head's position inside the tube is shown directly. The length of the camera rod as it uncoils is electronically recorded and displayed in the image.

Flexible operation

There are two ways to attach the monitor to the case holder - it automatically rotates the image by 180°. It's really easy to operate with just a few buttons. You can swivel and rotate the monitor, and it can be detached from the case up to 2 m.

Easy cleaning and plenty of space for accessories

The easy-to-open bottom shell makes the case and removable basket with rod easy to clean. The double-walled hard case also protects the camera head and the monitor.



Basic Sets



		Wöhler VIS 700 HD Inspection Camera	Wöhler VIS 700 HD-Cable Camera
Property		Camera case	Cable camera
Camera head		Ø 26 / 40 mm	Ø 40 mm
Main application	Inspection of:	Waste water ducts / air ducts / exhaust systems	Waste water ducts / air ducts / exhaust systems
	User:	Specialist Tradesmen / Industry / Chimney Sweepers	Specialist Tradesmen / Industry / Chimney Sweepers
Dry environments (Exhaust systems, air ducts, etc.)	from Ø 125 mm	• (1) (2)	• (1) (2)
	Ø 100 to Ø 125 mm	•	•
	Ø 70 to Ø 100 mm	•	•
	Ø 40 to Ø 70 m	•	
Wet environments (Waste water pipes, downpipes, etc.)	from Ø 125 mm	• (1)	• (1)
	Ø 70 to Ø 125 mm	•	•
	Ø 40 to Ø 70 mm	•	
Intermediate ceilings, cavities, shafts		•	•
Scope of delivery			
Wöhler VIS 700 monitor unit		•	•
TFT widescreen colour monitor and 2 m connection cable (monitor removable)		•	
Glare protection		•	•
Lithium-ion battery		•	•
Wöhler Pan & Tilt HD-Camera Head Ø 40, detachable		•	•
Wöhler HD-Miniature Camera Head Ø 26, detachable		•	
Camera rod 8.6 x 5.6 mm - 30 m		•	
Camera cable 20 m with metric marking			•
Replacement plastic domes (3 pieces)		•	•
USB mains charger with USB-C cable		•	•
Carrying strap			•
Plastic case			•
Double sided suitcase		•	
Article no.		7450 J	7454 J

• = included
(1) accessories required to guide the camera head centrally in the pipe
(2) accessories required to slide the camera head vertically or horizontally


Accessory Sets

















	Guidance Set 70	Guidance Set 100	Guidance & Light Ring Set 100
Property	for camera head Ø 26 mm	for camera head Ø 40 mm	for camera head Ø 40 mm
Application	Guiding the camera head and the GRP camera rod in pipes from Ø 70 mm	Guidance of the camera head and camera rod in pipes from Ø 100 mm	Guidance of the camera head and camera rod in pipes from Ø 100 mm
Scope of delivery			
Guidance Sleeve with protection cage	•	•	•
Centering Brush	•	•	•
Wöhler Light Ring 26/40, detachable		•	•
VIS Centering Brush			•
Camera Roller Guide			
Protection Sleeve for Wöhler Camera Head Ø 40 mm			
Article no.	3883 J	4240 J	7620 J




• = included

>> Accessory

	Wöhler L 200 Locator Exact localisation Scope of delivery: Camera Roller Guide, Protection Sleeve for Wöhler Camera Head Ø 40 mm,	Article no. 7430 J
---	--	---------------------------

>> Accessories

VIS Camera heads		Article no.
	Wöhler HD-Camera Head Ø 26 mm detachable with leather protection bag	7613 J
Components for Wöhler VIS Camera Heads		
	Wöhler VIS Camera Trolley Scope of delivery: Wöhler VIS Camera Trolley, camerahead-holder, storage bag for inspection of pipes > 150 mm	4705 J
	Camera holder for camera head Ø 40 mm	7068 J
	Wöhler Camera Spring Guide for pan and tilt camera head Ø 40 mm for centering of the camera head in vertical vents, a stainless steel spring prevents a rotating and oscillating of the camera head, the spring is adjustable on the tubing size	7081 J
	VIS Centering Brush Ø 20 cm for all camera rods, can be fixed directly behind the camera head	3850 J
	VIS Centering Brush Ø 20 cm for all camera rods, can be fixed at any position of the camera rod	3854 J
	Centering Brush Extension Ø 20 cm for all camera rods, can be fixed at any position of the camera rod	3853 J
	Spare Brushes 24 pcs. for VIS Centering Brush Article no. 3850	3858 J
	Stabilisation Tube for all camera heads	21736 J
	Glass Dome for camera head Ø 40 mm	3674 J
	Replacement Plastic Dome 10 pcs. for camera head Ø 40 mm	3675 J
	Protection Sleeve for camera head Ø 40 mm	2641 J
	Camera Roller Guide for camera heads and push rods	3681 J
	Guidance Ball for camera heads and push rods	3634 J

For Wöhler VIS Sets		Article no.
	VIS Cleaning Set 1 liter disinfection spray, 50 cleaning tissues, 100 disposable gloves size XL (powder free), 200 ml lubricant, plastic case for approx. 50 applications	4725 J
	VIS Cleaning Set Refill 1 liter disinfection spray, 50 cleaning tissues, 100 disposable gloves size XL (powder free), 200 ml lubricant, plastic bag for approx. 50 applications	4726 J
Wöhler Camera Viper		
	Wöhler Viper L 20 m Scope of delivery: push rod 9 mm, 20 m, 2 stainless steel end pcs. M10, star holder, proection tube 80 cm long (without stars or brushes)	9413 J

Knowledge base

Qualified · Practice-Oriented · Technological

You have to work with the most diverse standards, rules and regulations daily – who is supposed to remember all this? On our knowledge base you will find compact application knowledge for the professionals about:

- ▶ Measuring
- ▶ Inspection
- ▶ Cleaning



Inspection Knowledge base

Camera inspection of a house connection pipe

House connection pipes are hidden drainpipes that are either buried underground or run through the foundation of the house to carry away wastewater to the sewer connection. The sewer connection, on the other hand, is the pipe that connects the municipal wastewater line to the property boundary or the first sewer cleanout on the property. Typically, it is the responsibility of the property owner to construct, upkeep, and repair the building drain lines and sewer connection lines within the confines of their privately owned land.



Scan
now!



woehler-inter-
national.com/
knowledge



Scan
now!



woehler-international.com/s/
adf60





Scan the QR code and find out more!

WÖHLER

Wöhler Technik GmbH
Headquarters Germany
Wöhler-Platz 1 · 33181 Bad Wünnenberg
www.woehler-international.com